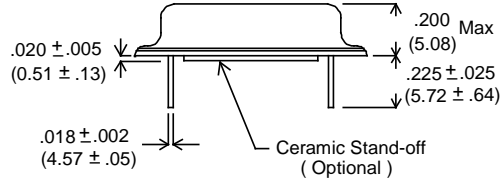




“TN00” Series (LVHCMOS), 2.5 VDC
High Reliability Hybrid Microcircuit Crystal Oscillators
(Enable/Disable Option on Pin 1)

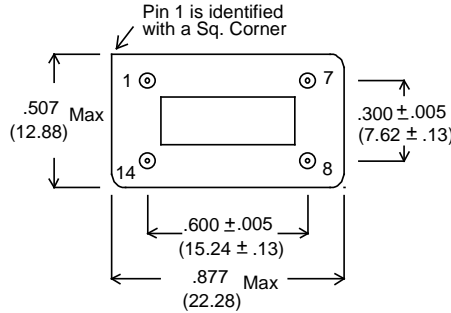
Features

- Ruggedized Crystal Mount
- Tristate Output Option
- Radiation Tolerant to 10K Rads
- 100% Screening Options
- Low Phase Noise
- Hermetically Sealed Metal Package
- ECCN: EAR99



Applications

- High Shock & Vibration Applications
- Navigation Systems
- Aerospace Instrumentation
- Benign Space Applications
- Gun Launched Munitions



PIN #	FUNCTION
1	E/D (Optional)
7	GND/CASE
8	OUTPUT
14	B+
All Others	Missing

Package Specifications & Outline:

- Header & Leads Material: Kovar
- Cover Material: Nickel
- Seal: Hermetic – Resistance Welded
- Weight: 4.0 Gms typical, 5.0 Gms Max.
- Thermal Resistance, Junction to Case (θ_{JC}): 22 °C / Watt
- Lead Soldering, Temp./Time: 260 °C, 10 Secs. Max.
- Header Finish: 100 to 250 μ inches nickel
- Lead Finish: 50 to 80 μ inches gold over 100 to 250 μ inches nickel

Dimensions: Inches (mm)

E/D (Enable/Disable) Input: A “Low” level at the input disables the Output into a high impedance state.

E/D Input has internal pull-up. It can be left floating or connected to Vdd.

Hot Solder Tinning per MIL-PRF-55310 is optional at additional cost.

Contact Xsis Electronics at xisis@xisis.com for any special requirements.

ORDERING INFORMATION (Please build your part number from options below) :

P/N EXAMPLE: TN43E – 883B – 24.000 MHz = 2.5V LVHCMOS, ± 50 PPM over -55 °C to +125 °C, Tristate Output, 883B Screening, 24.000 MHz

<table border="1"> <tr><td>TN</td></tr> <tr><td>Model #</td></tr> </table>	TN	Model #	<table border="1"> <tr><td>4</td></tr> </table>	4	<table border="1"> <tr><td>3</td></tr> </table>	3	<table border="1"> <tr><td>E</td></tr> </table>	E	<table border="1"> <tr><td>883B</td></tr> </table>	883B	<table border="1"> <tr><td>24.000 MHz</td></tr> </table>	24.000 MHz	<p>Output Frequency</p>													
TN																										
Model #																										
4																										
3																										
E																										
883B																										
24.000 MHz																										
<table border="1"> <tr><th>Frequency Stability Options</th></tr> <tr><td>1 = ± 0.1%</td></tr> <tr><td>2 = ± 500 PPM</td></tr> <tr><td>3 = ± 100 PPM</td></tr> <tr><td>4 = ± 50 PPM</td></tr> <tr><td>5 = ± 20 PPM *</td></tr> <tr><td>6 = ± 10 PPM *</td></tr> <tr><td>7 = ± 25 PPM *</td></tr> </table>	Frequency Stability Options	1 = ± 0.1%	2 = ± 500 PPM	3 = ± 100 PPM	4 = ± 50 PPM	5 = ± 20 PPM *	6 = ± 10 PPM *	7 = ± 25 PPM *	<table border="1"> <tr><th>Operating Temp. Range Options</th></tr> <tr><td>1 = 0 °C to + 70 °C</td></tr> <tr><td>2 = - 40 °C to + 85 °C</td></tr> <tr><td>3 = - 55 °C to +125 °C</td></tr> <tr><td>4 = - 55 °C to +105 °C</td></tr> <tr><td>5 = - 40 °C to + 95 °C</td></tr> <tr><td>6 = - 20 °C to + 70 °C</td></tr> </table>	Operating Temp. Range Options	1 = 0 °C to + 70 °C	2 = - 40 °C to + 85 °C	3 = - 55 °C to +125 °C	4 = - 55 °C to +105 °C	5 = - 40 °C to + 95 °C	6 = - 20 °C to + 70 °C	<table border="1"> <tr><th>Tristate Options</th></tr> <tr><td>E = Tristate</td></tr> <tr><td>Blank = No Tristate</td></tr> </table>	Tristate Options	E = Tristate	Blank = No Tristate	<table border="1"> <tr><th>100% Screening Options</th></tr> <tr><td>883B = Mil - Screening</td></tr> <tr><td>H = HI-REL Screening</td></tr> <tr><td>Blank = No Screening</td></tr> </table>	100% Screening Options	883B = Mil - Screening	H = HI-REL Screening	Blank = No Screening	<p>MIL Screening is same as MIL-PRF-55310 Class B Screening</p> <p>HI-REL Screening is similar to MIL-PRF-55310 Class S Screening</p>
Frequency Stability Options																										
1 = ± 0.1%																										
2 = ± 500 PPM																										
3 = ± 100 PPM																										
4 = ± 50 PPM																										
5 = ± 20 PPM *																										
6 = ± 10 PPM *																										
7 = ± 25 PPM *																										
Operating Temp. Range Options																										
1 = 0 °C to + 70 °C																										
2 = - 40 °C to + 85 °C																										
3 = - 55 °C to +125 °C																										
4 = - 55 °C to +105 °C																										
5 = - 40 °C to + 95 °C																										
6 = - 20 °C to + 70 °C																										
Tristate Options																										
E = Tristate																										
Blank = No Tristate																										
100% Screening Options																										
883B = Mil - Screening																										
H = HI-REL Screening																										
Blank = No Screening																										

* Frequency Stability Options 5, 6 & 7 are not available for all operating temperature ranges.



“TN00” Series (LVHCMOS), 2.5 VDC
High Reliability Hybrid Microcircuit Crystal Oscillators
(Enable/Disable Option on Pin 1)

Electrical Specifications:

Parameter	Specification Limits
Output Frequency Range	100 KHz - 135 MHz
Frequency Accuracy at +25 °C	± 15 PPM
Frequency Stability Vs Temperature	See Ordering Information on Page 1
Operating Temperature Range	See Ordering Information on Page 1
Supply Voltage (Vdd)	+ 2.5 VDC ± 10%
Input Current (no Load)	100 KHz - 5.0 MHz 2.5 mA Max. 5.1 MHz - 12.0 MHz 5 mA Max. 12.1 MHz - 20.0 MHz 8 mA Max. 20.1 MHz - 35.0 MHz 12 mA Max. 35.1 MHz - 50.0 MHz 16 mA Max. 50.1 MHz - 100.0 MHz 20 mA Max. 100.1 MHz - 135.0 MHz 30 mA Max
Output Waveform	Square Wave, LVHCMOS Compatible
Output Duty Cycle (at 50% Output Level)	55/45% Max.
Output High Level	0.9 Vdd Min.
Output Low Level	0.1 Vdd Max.
Output Load	10 KΩ // 15 pf
Rise & Fall Times (Typical Load)	< 40 MHz 6 nS Max. ≥ 40 MHz 3 nS Max. (10% to 90% Output Levels)
Enable/Disable (E/D)	E/D Input ≥ 0.7 Vdd or Open : Normal Output E/D Input ≤ 0.8V: High Impedance
Start-Up Time	5 mS Max.
Phase Jitter (10 KHz - 20 MHz Integrated)	0.15 pS rms Typical
Freq. Stability Vs Supply Voltage	± 4 PPM Max. for ± 10% change in Supply Voltage
Aging at 70 °C	± 3 PPM Max. first year, ± 2 PPM Max. per year thereafter
Absolute Maximum Applied Voltage	+ 4.5 VDC
Storage Temperature	-65 °C to +125 °C

For special requirements, such as, tighter output symmetry, faster start-up time, PIND screening, etc., please contact Xsis Electronics at xisis@xisis.com or call us at 913-631-0448.



“TN00” Series (LVHCMOS), 2.5 VDC
High Reliability Hybrid Microcircuit Crystal Oscillators
(Enable/Disable Option on Pin 1)

Packaging: ESD protective conductive foam tray.

Thermal Characteristics:

Junction to case Thermal Constant (θ_{JC}): 22 °C / Watt

Junction to Ambient (Device floating in free air) Thermal Constant (θ_{JA}): 85 °C / Watt

Hi-Rel Screening:

When HI-REL option is selected, Xsis Oscillators are subjected to 100% screening similar to Class “S” screening in accordance with MIL-PRF-55310. Refer to www.xsis.com for additional details about HI-REL screening.

Typical Phase Noise (dbc/Hz):

Output Frequency	10 Hz	100 Hz	1 KHz	10 KHz	100 KHz	1 MHz
10 MHz	-109	-140	-157	-162	-163	-164
25 MHz	-100	-127	-151	-158	-160	-162
50 MHz	-89	-117	-148	-157	-159	-160
96 MHz	-80	-107	-139	-151	-156	-158
100 MHz	-77	-104	-133	-145	-151	-155

Environmental Specifications:

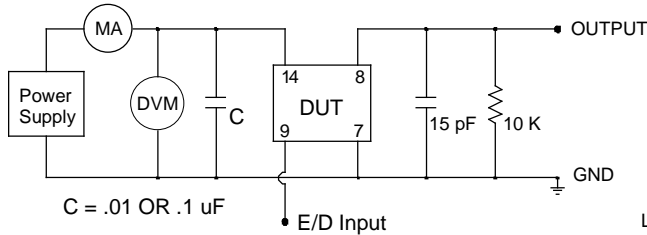
TN00 series oscillators are designed to meet or exceed the Environmental tests specified below. Customized screening and environmental testing are also available to meet your special requirements.

Test	Test Conditions
Vibration	0.06” DA, 30 G peak, 10 - 2000 Hz, MIL-STD-202, Method 204, Cond. G
Shock	1500 G, 0.5 mS, half-Sine, MIL-STD-883, Method 2002, Cond. B
Temperature Cycling	MIL-STD-883, Method 1010, Cond. C
Thermal Shock	MIL-STD-202, Method 107, Cond. B
Seal (Fine and Gross)	MIL-STD-883, Method 1014 Cond. A & C
Burn-in	160 Hours, 125 °C, Nominal Supply Voltage & Load
Frequency Aging	30 days at 70 °C, ± 1.5 PPM Max.
Altitude	MIL-STD-202, Method 105, Cond. C
Constant Acceleration	MIL-STD-883, Method 2001, 5000 G
Moisture Resistance	MIL-STD-202, Method 106, Vibration Sub Cycle Omitted
Solderability	MIL-STD-202, Method 208
Resistance to Soldering Heat	MIL-STD-202, Method 210, Cond B. or C as applicable
Resistance to Solvents	MIL-STD-202, Method 215
Internal Water Vapor Content	MIL-STD-883, Method 1018
ESD Classification	MIL-STD-883, Method 3015, Class 1C, HBM 1000 to 1999
Moisture Sensitivity Level	J-STD-020, MSL=1



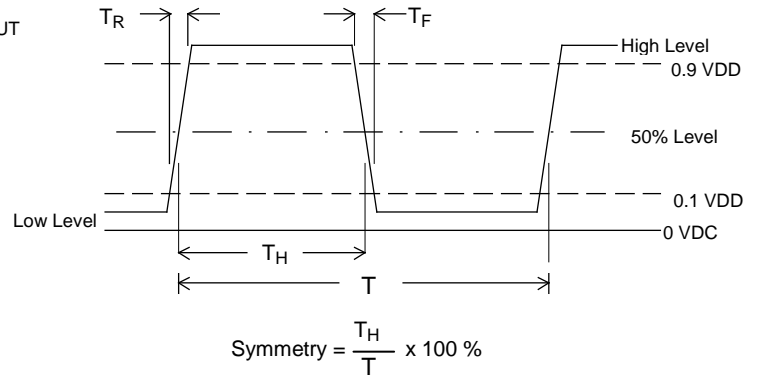
“TN00” Series (LVHCMOS), 2.5 VDC
High Reliability Hybrid Microcircuit Crystal Oscillators
(Enable/Disable Option on Pin 1)

HCMOS Test Circuit



E/D (Enable/Disable) Input has an internal pull-up resistor. It can be left floating or connected to Vdd.

HCMOS Output Waveform



Typical Freq. Stability Vs. Temperature

